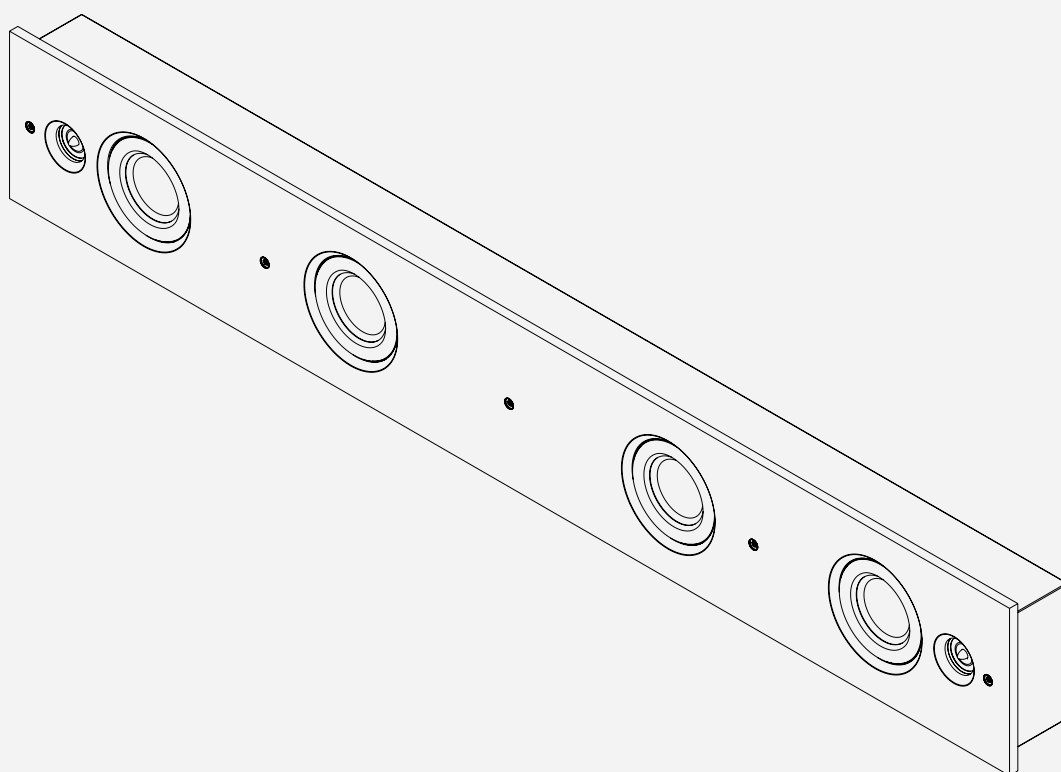


Artcoustic^{AC}

CPH-SOUNDBAR

Owners manual



WELCOME TO THE WORLD OF ARTCOUSTIC

CPH-Soundbar - Full Range Stereo Soundbar

The CPH-Soundbar from Artcoustic is a sleek, high-performance solution designed to pair seamlessly with any modern TV screen. Its slim form factor and impeccable 2-channel stereo sound make it ideal for subwoofer-free setups, delivering exceptional audio clarity for both music and movies.

With versatile mounting options, the CPH-Soundbar can be used free-standing, on-wall, in-wall, or mounted via a VESA TV bracket. Standard finishes include Black and White, with bespoke color matching available on request to perfectly complement your space.

This advanced soundbar is optimized for smaller streaming amplifiers such as Wiim, Bluesound, and Sonos, requiring as little as 60 watts to deliver powerful bass and detailed mid and high frequencies. Its innovative 3-way design includes 4 x 5.5" long-throw drivers (two dedicated to lower bass frequencies) and a 1" ring dome tweeter, achieving a frequency range from 30 Hz to over 40 kHz.

Compact yet powerful, the CPH-Soundbar sets a new standard in performance, reflecting Artcoustic's dedication to innovation and craftsmanship. Whether for stereo listening or enhancing your TV's audio, the CPH-Soundbar offers a truly premium listening experience.

FEATURES

CPH-SOUNDBAR FULL-RANGE

INCREDIBLE BASS RESPONSE

The advanced soundbar features a 3-way design with four 5.5-inch long-throw drivers, two dedicated to lower bass frequencies, and a 1-inch ring dome tweeter, delivering a wide frequency range from 30 Hz to over 40 kHz.

SPARKLING HIGH-FREQUENCY PERFORMANCE

The CPH-Soundbar also excels at the upper end of the frequency spectrum, with a frequency response of up to 40 kHz at 94 dB (1W +/-2dB). Overall, the performance is exemplary with good, tight bass and sparkling high-frequency performance. All within the well-known Scandinavian design aesthetics of Artcoustic.

IDEAL FOR ANY INTERIOR

The CPH-Soundbar is ideal for 2 & 2.1 channel listening, small to medium-sized home cinema installations, commercial use in bars, restaurants and corporate facilities.

DESIGN CUSTOMISATION

Choose among all the colour options from NCS 2050 and RAL Classic to match your cabinet colour and screen to your interior. Artcoustic has created a true all-rounder, covering most medium SPL applications, where high performance and aesthetics is a focal point.

FEATURES

CPH-SOUNDBAR FULL-RANGE L 1449

TRANSDUCER

- LF-MF 4 x 5.5 inch cone
- HF 2 x 1 inch Dual Ring Radiator

CROSSOVER

- Low Pass Filter 6 dB/octave 1000 Hz
- High Pass Filter 12 dB/octave 4000 Hz

CONNECTION

- Single amped Gold Plated Push Terminals

PERFORMANCE

- Operating Range 30 Hz (-3dB) to 40 kHz
- Axial Sensitivity (Half Space SPL) LF/MF-HF 94 dB
- Calculated Axial Output Limit (Half Space SPL) Average Peak LF/MF-HF 109dB
- Maximum Power Handling 2 hours of 6 dB crest factor pink noise, 200 Watt RMS (AES Standard)
- Input Impedance Nominal Minimum 4 ohms
- Nominal Beamwidth Horizontal 90° Vertical 90°

DESIGN

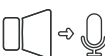
- Cabinet: Black, White, RAL, NCS
- Screen: Black, White, RAL, NCS, Digital Print

OPERATING RANGE

30 Hz — 40 kHz

-3dB 30 Hz

SENSITIVITY



94 dB

MAX SPL



109 dB

MAXIMUM POWER



200 Watt

Input Impedance
Nominal 4 ohms

NOMINAL BEAM WIDTH



Horizontal 90°
Vertical 90°

DIMENSIONS



H: 210 W: 1449 D: 105 mm

WEIGHT



17.5 kg

FEATURES

CPH-SOUNDBAR FULL-RANGE XL 1672

TRANSDUCER

- LF-MF 4 x 5.5 inch cone
- HF 2 x 1 inch Dual Ring Radiator

CROSSOVER

- Low Pass Filter 6 dB/octave 1000 Hz
- High Pass Filter 12 dB/octave 4000 Hz

CONNECTION

- Single amped Gold Plated Push Terminals

PERFORMANCE

- Operating Range 30 Hz (-3dB) to 40 kHz
- Axial Sensitivity (Half Space SPL) LF/MF-HF 94 dB
- Calculated Axial Output Limit (Half Space SPL) Average Peak LF/MF-HF 109dB
- Maximum Power Handling 2 hours of 6 dB crest factor pink noise, 200 Watt RMS (AES Standard)
- Input Impedance Nominal Minimum 4 ohms
- Nominal Beamwidth Horizontal 90° Vertical 90°

DESIGN

- Cabinet: Black, White, RAL, NCS
- Screen: Black, White, RAL, NCS, Digital Print

OPERATING RANGE

30 Hz — 40 kHz

-3dB 30 Hz

SENSITIVITY



94 dB

MAX SPL



109 dB

MAXIMUM POWER



200 Watt

Input Impedance
Nominal 4 ohms

NOMINAL BEAM WIDTH



Horizontal 90°
Vertical 90°

DIMENSIONS



H: 210 W: 1672 D: 105 mm

WEIGHT



18 kg

FEATURES

CPH-SOUNDBAR FULL-RANGE XXL 1904

TRANSDUCER

LF-MF 4 x 5.5 inch cone
HF 2 x 1 inch Dual Ring Radiator

CROSSOVER

Low Pass Filter 6 dB/octave 1000 Hz
High Pass Filter 12 dB/octave 4000 Hz

CONNECTION

Single amped Gold Plated Push Terminals

PERFORMANCE

Operating Range 30 Hz (-3dB) to 40 kHz
Axial Sensitivity (Half Space SPL) LF/MF-HF 94 dB
Calculated Axial Output Limit (Half Space SPL) Average Peak LF/MF-HF 109dB
Maximum Power Handling 2 hours of 6 dB crest factor pink noise, 200 Watt RMS (AES Standard)
Input Impedance Nominal Minimum 4 ohms
Nominal Beamwidth Horizontal 90° Vertical 90°

DESIGN

Cabinet: Black, White, RAL, NCS
Screen: Black, White, RAL, NCS, Digital Print

OPERATING RANGE

30 Hz — 40 kHz

-3dB 30 Hz

SENSITIVITY



94 dB

MAX SPL



109 dB

MAXIMUM POWER



200 Watt

Input Impedance
Nominal 4 ohms

NOMINAL BEAM WIDTH



Horizontal 90°
Vertical 90°

DIMENSIONS



H: 210 W: 1904 D: 105 mm

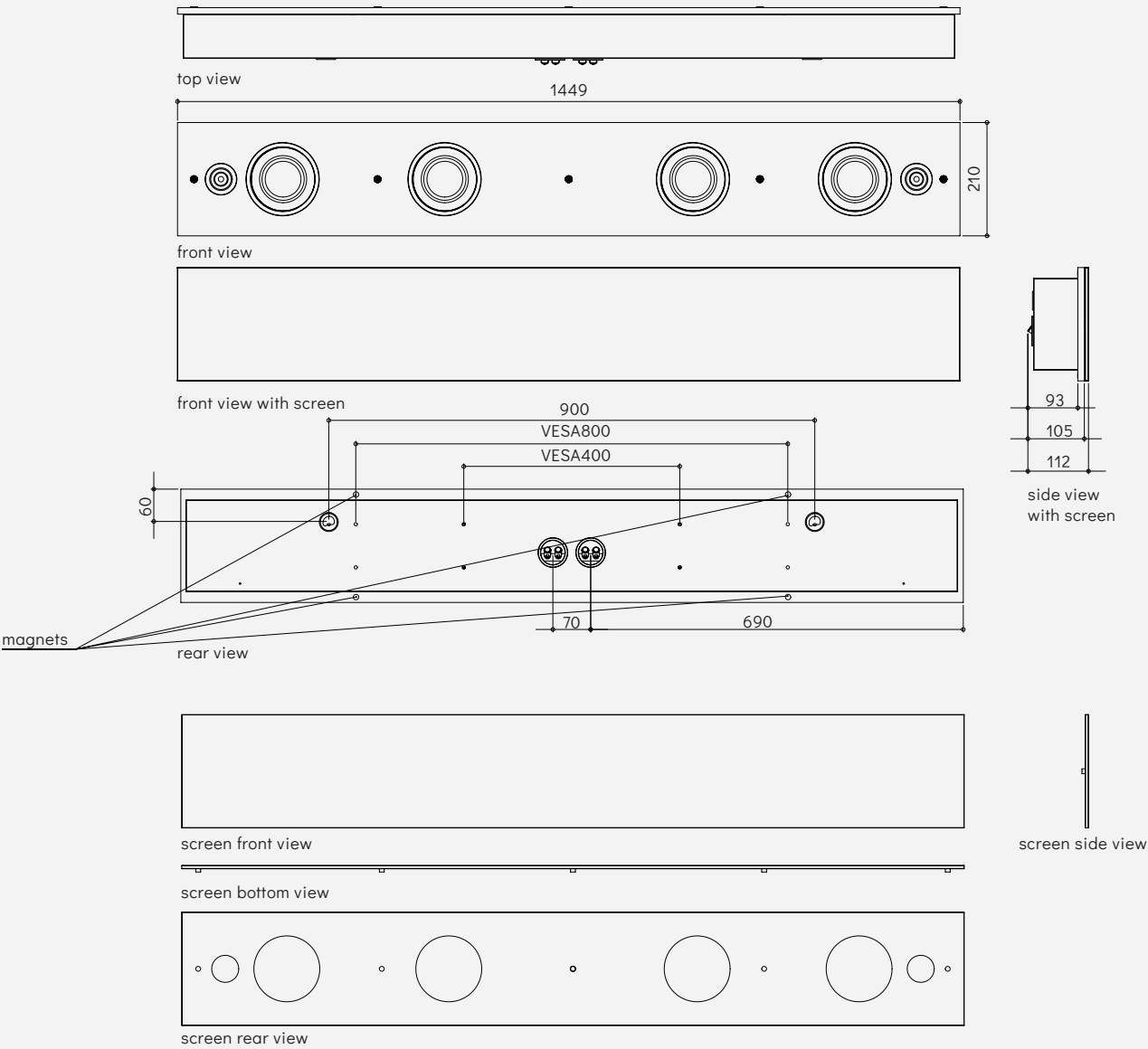
WEIGHT



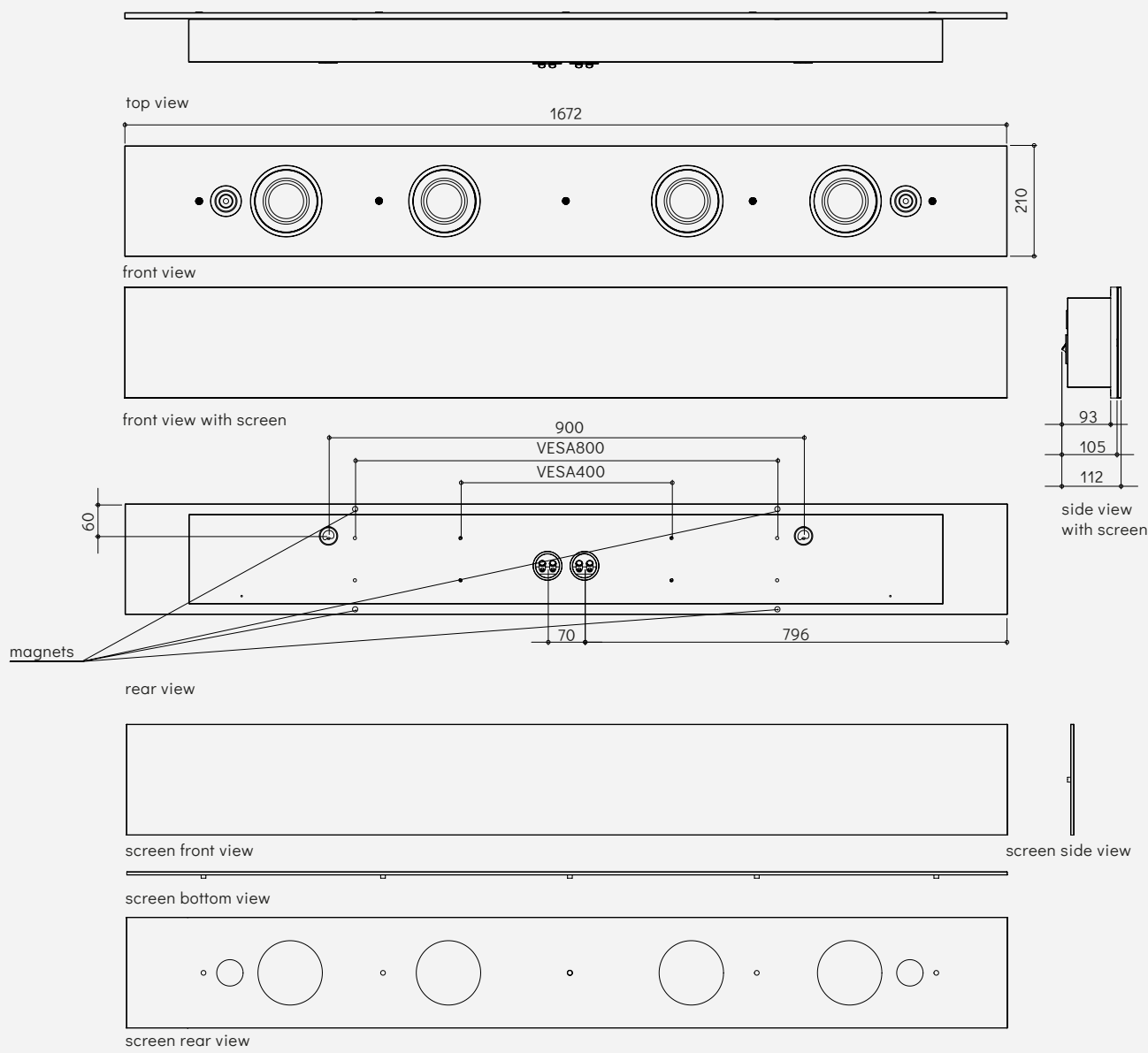
18.5 kg



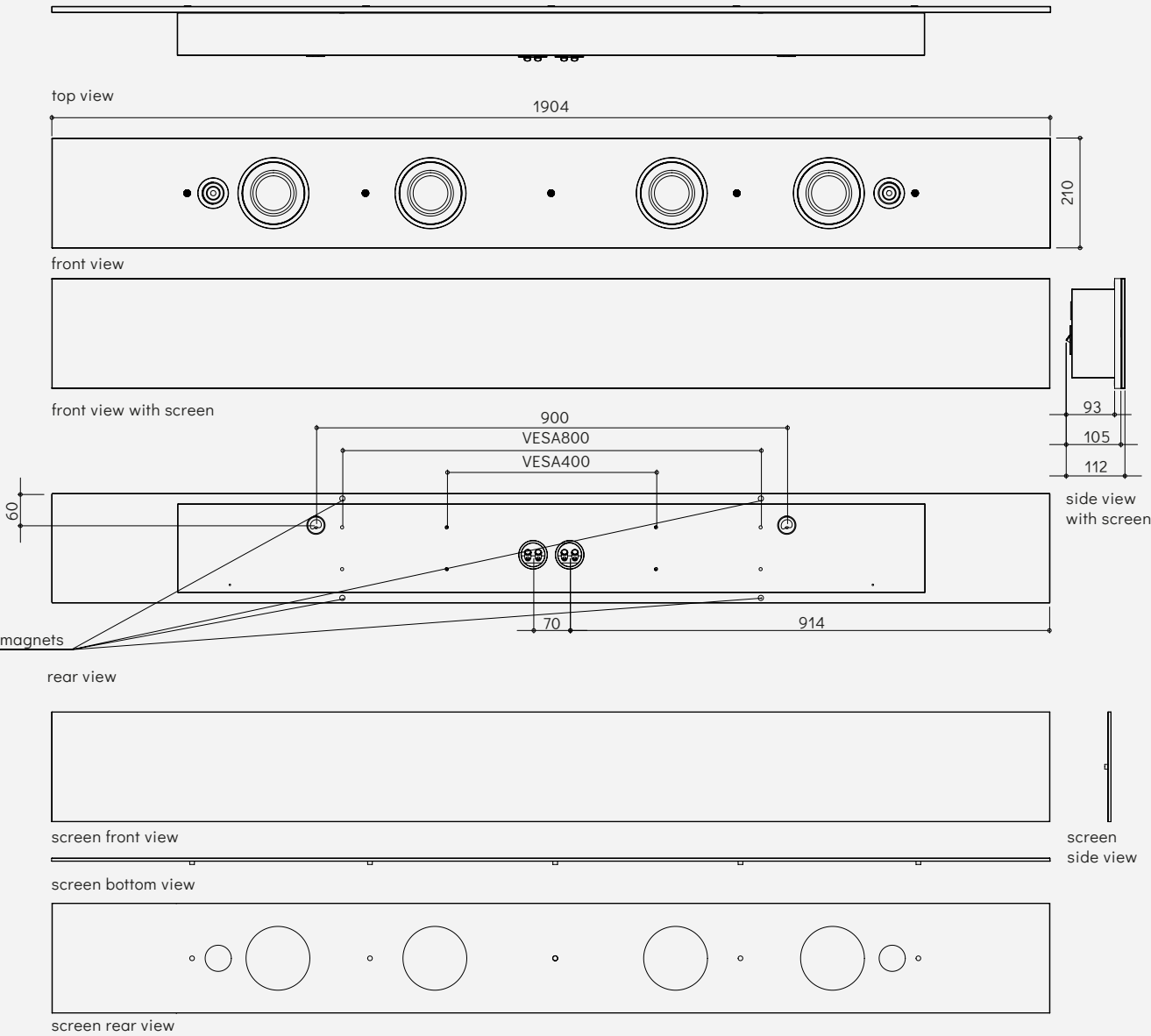
SCHEMATICS



SCHEMATICS



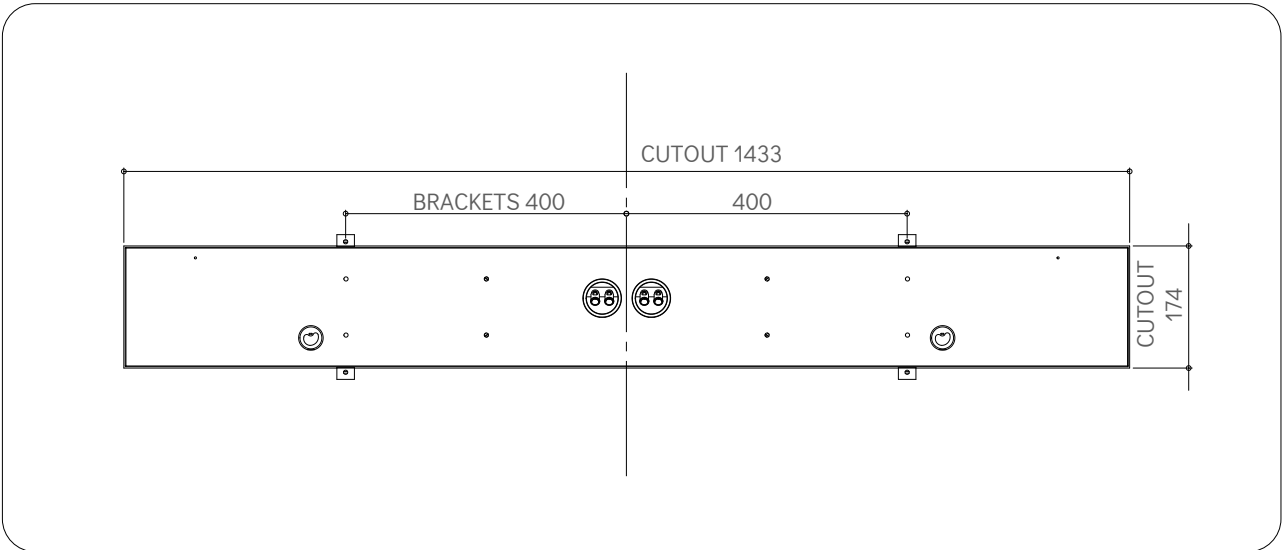
SCHEMATICS



MOUNTING INSTRUCTION

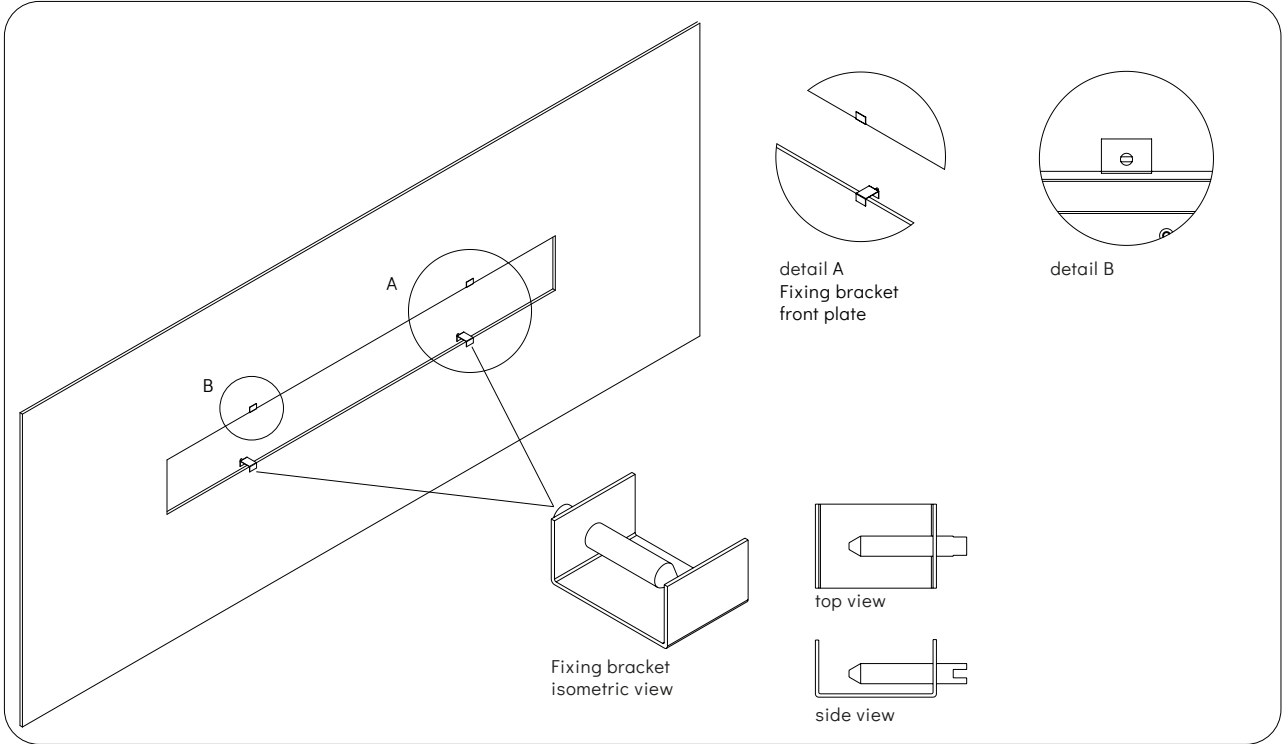
IN-WALL SOUNDBAR INSTALLATION MADE EASY

1



Cut the hole in the wall according to the template, carefully mark the wall cut out and the fitting bracket position. For horizontal studs, keep a minimum distance of 30mm.

2



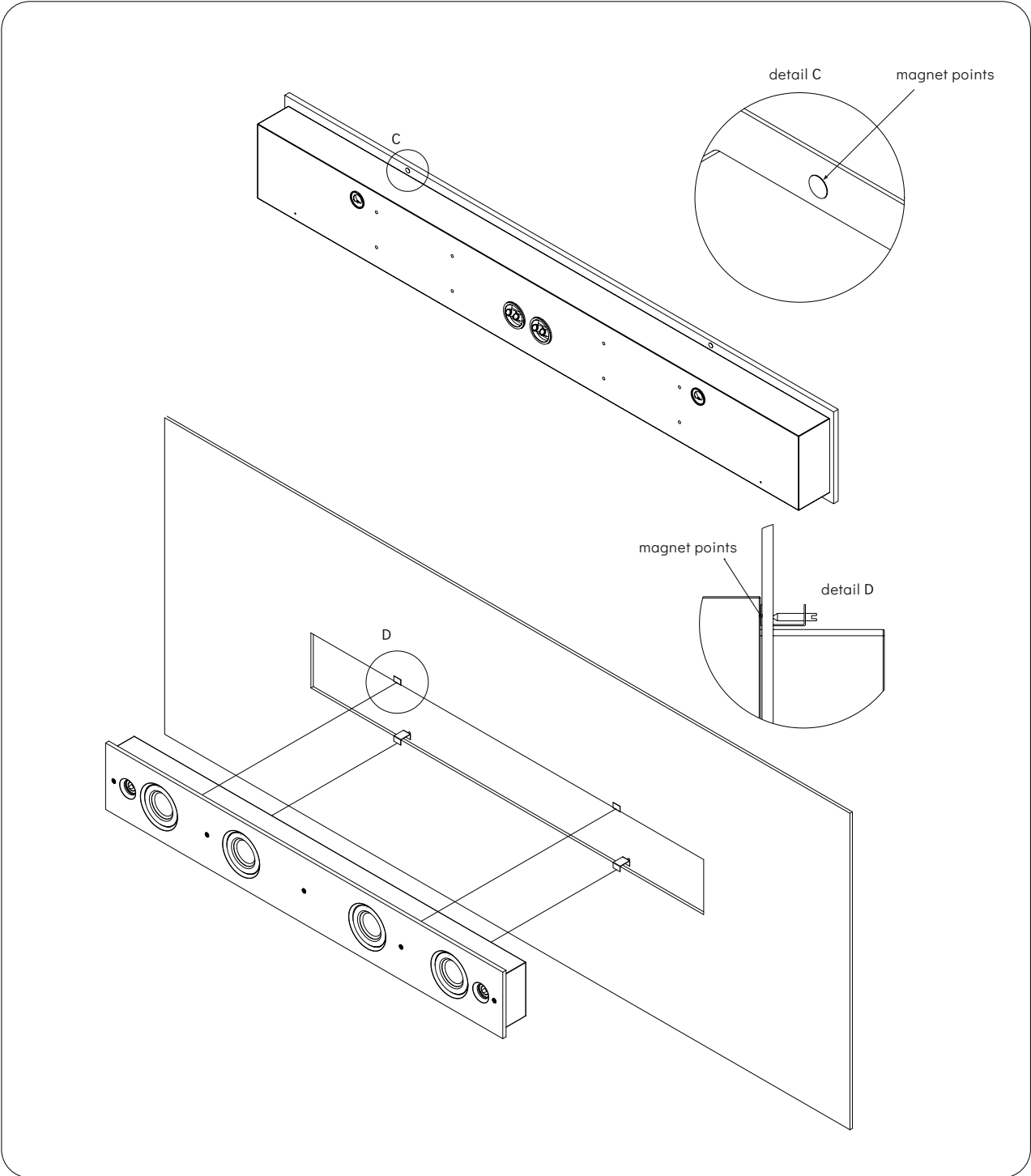
Mount the fixing brackets according to the template position.



MOUNTING INSTRUCTION

IN-WALL SUBWOOFER INSTALLATION MADE EASY

3

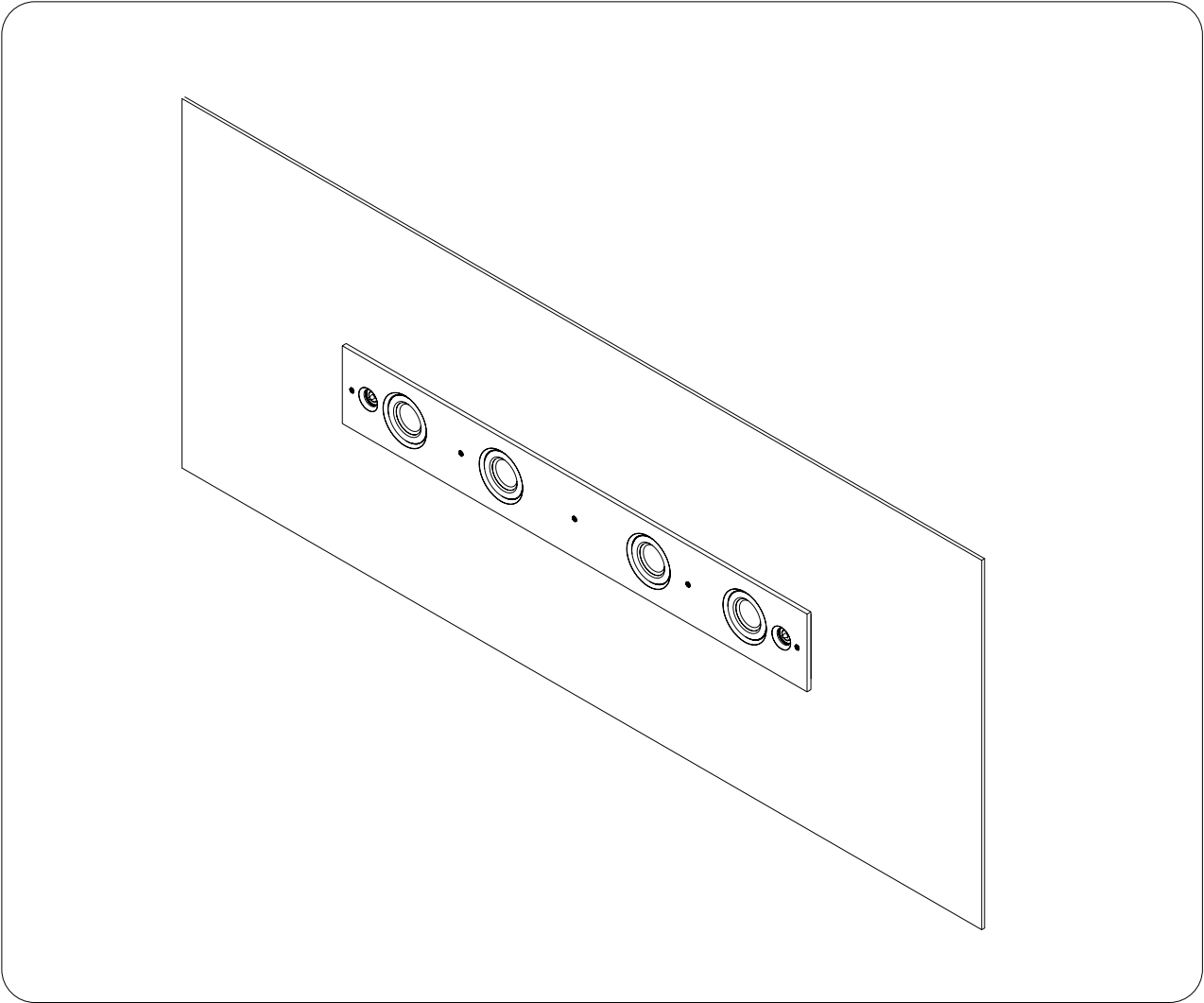


Fit CPH-Soundbar on in the cutout until magnets have contact with the four fixing brackets

MOUNTING INSTRUCTION

IN-WALL SUBWOOFER INSTALLATION MADE EASY

4

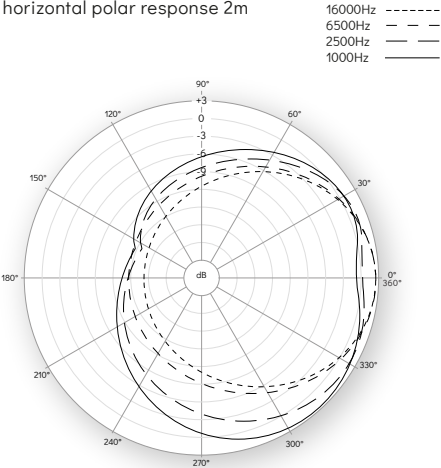


Installation finalized
in-wall mounted CPH-Soundbar isometric view

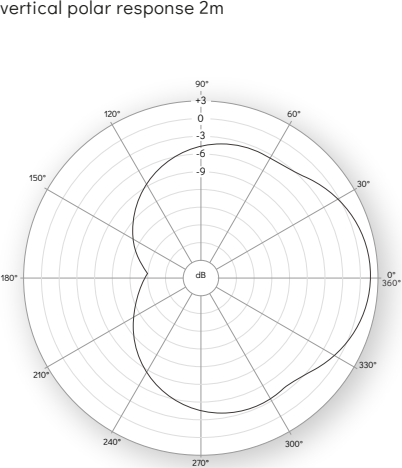
POLAR RESPONSE

CPH-SOUNDBAR

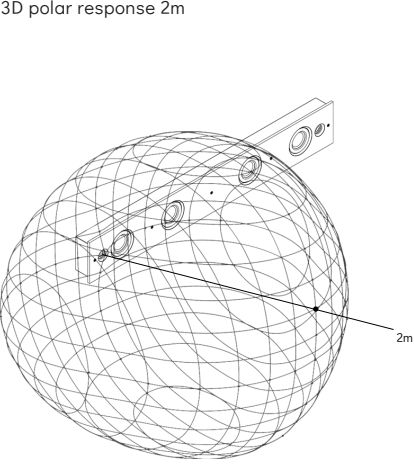
horizontal polar response 2m



vertical polar response 2m



3D polar response 2m



SAFETY INSTRUCTIONS

SAFETY



Do not use this product near water



Clean rear panel with dry cloth only



Do not block any ventilation opening



Do not install near any heat sources



If wall-mounted, ensure the use of matching screws and rawl plugs

WARNING

This product complies with Part 15 of the FCC Rules. Its operation is subject to the following two conditions:

- This product may not cause harmful interference.
- This product must accept any interference received, including interference that may cause undesired operation.

Changes or modifications not expressly approved by the party responsible for compliance could void the user's authority to operate the equipment.

To reduce the risk of fire and electric shock do not expose this product to rain or moisture.



Do not place product filled with liquids such as vases on the product.



Do not open product. There are no user-serviceable parts inside.



Always use the power supply shipped with this product. Using a power supply with wrong voltage or polarity, can damage the electronics.



WARRANTY

IS APPLICABLE



Is valid only for products purchased from an authorised Artcoustic retailer or dealer.



Is valid from the date of purchase for a period of 3-years for passive loudspeakers, and 2-years for powered loudspeakers and electronics.



Is limited to the repair of the equipment (which could be a repair or replacement at our discretion, neither of which affects your original warranty).



Neither transportation, nor any other costs, nor any risk for removal, transportation and installation of products is covered by this warranty.

IS NOT APPLICABLE

Will not be applicable in cases other than defects in materials and/or workmanship at the time of purchase and will not be applicable:

- For deterioration of component parts, the nature of which is to become worn or depleted with use, such as batteries.
- For damages caused by incorrect installation, connection or packing.
- For damages caused by accidents, lightning, water, fire heat, war, public disturbances or any other cause beyond the reasonable control of Artcoustic and its appointed distributors.
- For damages caused by any use other than correct use described in the user manual, negligence, modifications, or use of parts that are not made or authorized by Artcoustic

If it is found necessary to return the product for repair, you will be given a form to fill out and return. You should not return the product without previous acceptance. To validate your warranty, you will need to produce the original sales invoice or other proof of ownership and date of purchase.