

CORE 1 Rack-Mount Kit

Installation Guide

Box contents

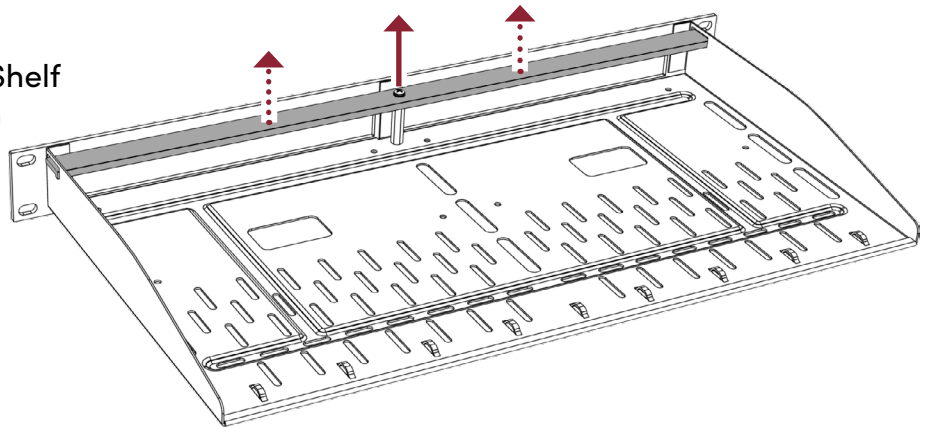
- C4-CORE1-RMK Control4 CORE 1 Rack-Mount Kit

Description

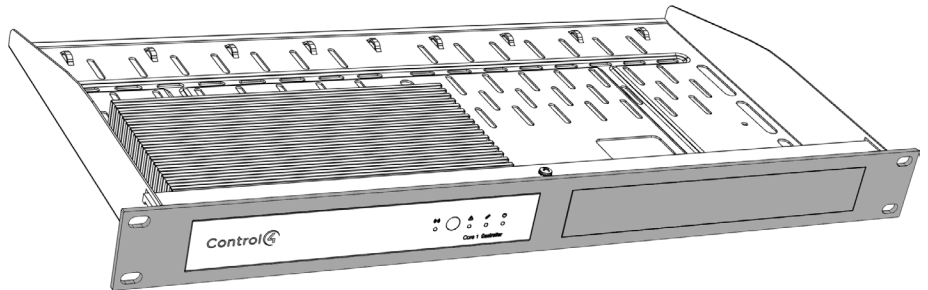
The CORE 1 Rack-Mount Kit makes it easy to install the Control4 CORE 1 Hub and Controller in an equipment rack. A removable face plate means this shelf can hold one or two controllers with a clean, finished look. A retention bar secures the controller(s) in place, and the rear of the shelf includes metal loops for convenient cable management.

Install the Controller(s) in the Rack Shelf

1. Loosen (but do not remove) the lock screw, until you can lift the retention bar up as far as it can go.



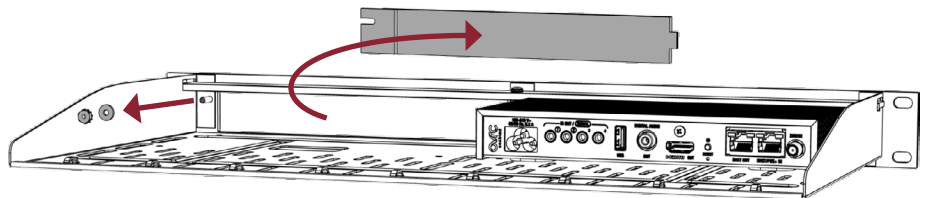
2. Lift the retention bar and slide the CORE 1 into position. Ensure the front of the CORE 1 fits flush with the face of the shelf.



Install a Second Controller (optional)

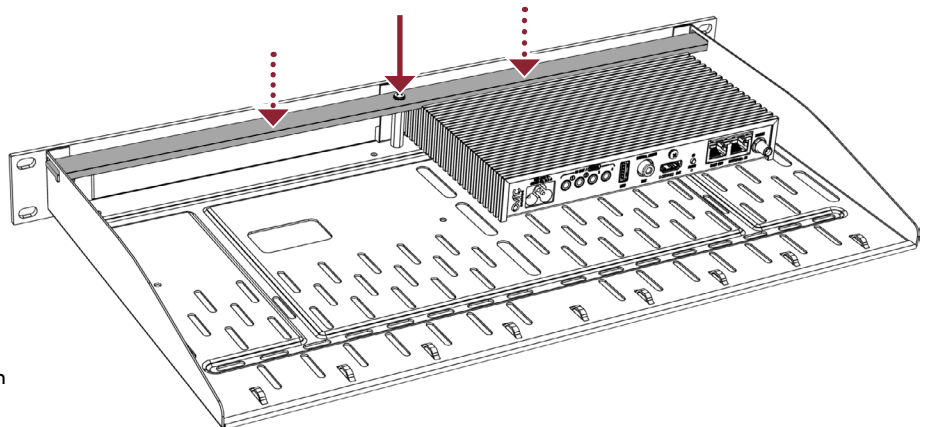
3. Remove the lock nut and washer that secures the faceplate. Remove the faceplate.

4. Slide the second CORE 1 into position (just as you did in step 2). Ensure the front of the second controller is also flush with the face of the shelf.



Secure the Controller(s)

5. Lower the retention bar so it sits in the grooves on the CORE 1 Controller(s). Tighten the lock screw. Check that the controller(s) cannot move.

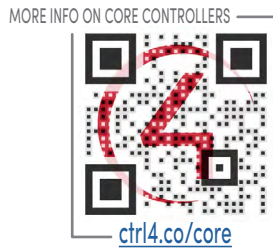


Install the Shelf into the Rack

Make all necessary connections for the CORE 1 controller(s), then insert the rack shelf and secure with rack screws (not included).

More help

For the latest version of this document and to view additional materials, open the URL below or scan the QR code on a device that can view PDFs.



Control 

control4.com | 888.400.4070

Technical Support

For chat and telephone, visit ctrl4.co/techsupport • Email: TechSupport@SnapOne.com
Visit tech.control4.com for discussions, instructional videos, news, and more.
Visit ctrl4.co/core for documentation and more on your CORE controllers.

Warranty and Legal Notices

Find details of the product's Limited Warranty and other resources such as regulatory notices and patent and safety information, at snapone.com/legal or request a paper copy from Customer Service at 866.424.4489.

Copyright ©2022, Snap One, LLC. All rights reserved. Snap One and its respective logos are registered trademarks or trademarks of Snap One, LLC, in the United States and/or other countries. Control4 is also registered trademark or trademark of Snap One, LLC. Other names and brands may be claimed as the property of their respective owners. Snap One makes no claim that the information contained herein covers all installation scenarios and contingencies, or product use risks. Information within this specification subject to change without notice.